

Mi Vacuum Cleaner mini

User Manual



Safety Instructions

To prevent accidents including electric shock or fire caused by improper use, please read this manual carefully before use, and retain it for future reference.

WARNING

- This appliance can be used by children aged from 8 years and above and persons with reduced physical, sensory or mental capabilities or lack of experience and knowledge if they have been given supervision or instruction concerning use of the appliance in a safe way and understand the hazards involved. Children shall not play with the appliance. Cleaning and user maintenance shall not be made by children without supervision.
- The appliance is only to be used with the power supply unit provided with the appliance.
- This appliance contains batteries that are non-replaceable.
- If the power adapter is damaged, it must be replaced by a special cord or assembly available from the manufacturer or its service agent.
- Do not use the appliance at ambient temperature above 40°C or below 0°C.

CAUTION

- The vacuum cleaner is intended for home and in-car use only. Do not use in outdoor, commercial, or industrial environments.
- The vacuum cleaner contains a built-in rechargeable battery. Do not expose the vacuum cleaner to fire, nor charge, use, or place it in a high-temperature environment. To prevent overheating and risk of fire or explosion, keep the vacuum cleaner out of direct sunlight when stored in a vehicle.
- Keep the vacuum cleaner out of reach of children at all times.
- To prevent injury, do not use the vacuum cleaner with wet hands.
- Do not vacuum any liquids, such as water or soda.
- Do not vacuum any burning or smoking substances, such as unextinguished cigarette butts.
- Do not vacuum any hard or sharp objects, such as building materials, glass, and nails.
- Do not apply any type of fragrance to the vacuum

cleaner. These types of products are known to contain flammable chemicals which may cause the vacuum cleaner to catch fire.

- Please strictly follow the instructions in this user manual when using the vacuum cleaner. Users are responsible for any loss or damage that may arise from improper use of the vacuum cleaner.

Battery and Charging

- Do not charge the vacuum cleaner near heat sources such as radiators, or in humid areas like bathrooms.
- Do not use a wet cloth or wet hands to wipe or clean the vacuum cleaner while it is charging.
- The battery is not removable. When the vacuum cleaner reaches the end of its service life, please dispose of, or recycle it in accordance with local laws and regulations of the country or region it is used in.
- If the charging cable becomes damaged or broken, stop using it immediately.
- If the vacuum cleaner will not be used for an extended period, fully charge and unplug it then store it in a cool, dry place. To avoid battery damage, recharge the vacuum at least once every three months.

Transportation

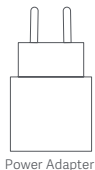
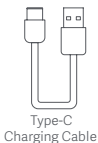
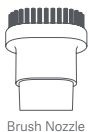
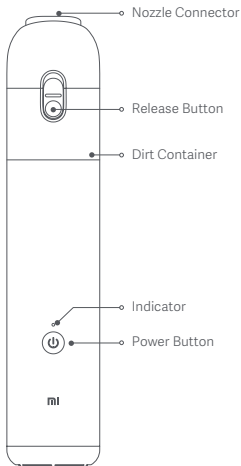
- The vacuum cleaner should be powered off and kept in its original packaging during transport.



We, Beijing Shunzao Technology Co., Ltd., hereby declare that this equipment is in compliance with the applicable Directives and European Norms, and amendments. The full text of the EU declaration of conformity is available at the following internet address: <http://www.mi.com/global/service/support/declaration.html>

For detailed e-manual, please go to www.mi.com/global/service/userguide

Product Overview



How to Use

Charging

- When using the vacuum cleaner for the first time or using it after being left unused for an extended period, make sure it is fully charged.
- It is recommended to charge the vacuum cleaner once every three months.
- Only use the original power adapter and the included type-C charging cable to charge the vacuum cleaner.

Indicator Description:

Vacuum Cleaner Status		Indicator Status
Working	Battery level is high	White light on
	Battery level is low	Red light on
	Battery is depleted	Quickly blinking red, then goes off
Charging	Battery is charging	Slow blinking white
	Battery is fully charged	White light on, then goes off
	Power adapter is not compatible	Quickly blinking red

Installing Nozzles

Select the desired nozzle, then install it onto the nozzle connector.

Note: You can use the nozzles separately, or combined together.

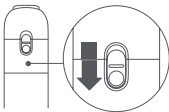


Note:

To prevent debris from falling out of the vacuum cleaner during use, make sure the flap in the nozzle connector is not stuck.

Care & Maintenance

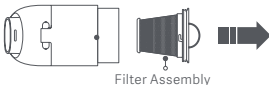
- Gently slide down and press the release button to pop open the dirt container, then empty out the contents.



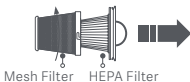
- Rotate the dirt container counterclockwise, as illustrated, to unscrew it, then gently remove the dirt container.



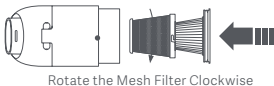
- Pull out the filter assembly from the bottom of the dirt container.



- Rotate the outer mesh filter counterclockwise, then pull out the HEPA filter.



- The dirt container, mesh filter, HEPA filter, and nozzles can all be rinsed with water. Ensure each component is completely dry before reinstalling.



Note:

The vacuum cleaner is non-washable, but the exterior can be cleaned using a soft, damp cloth. Make sure that water does not get into the charging port. It is recommended to replace the HEPA filter once every 3 months.

Troubleshooting

Issue	Possible Cause	Solution
The indicator blinks red and white alternately after pressing the power button.	The dirt container is full.	Clean the dirt container.
	The HEPA filter is clogged.	Clean the HEPA filter.
	The nozzle is clogged.	Clean the nozzle.
The indicator does not light up while charging.	The charging cable is not securely plugged in.	Make sure the charging cable is plugged in securely.
	Battery is fully charged.	Unplug the charging cable.
The indicator blinks red quickly while charging.	The power adapter is not compatible.	Use a 5 V=2 A power adapter to charge the vacuum cleaner.

Specifications

Name	Mi Vacuum Cleaner mini (EU)
Model	SSXCQ01XY
Battery Capacity	2000 mAh
Rated Power	40 W
Rated Voltage	10.8 V \equiv
Rated Input	5 V \equiv 2 A
Connector Type	Type-C
Net Weight	Approx. 0.5 kg
Item Dimensions	267 × 55 × 55 mm

Power Adapter

Information Published	Value and Precision	Unit
Manufacturer	Jiangxi Jian Aohai Technology Co.,Ltd.	-
Model Identifier	A232-050200U-EU2	-
Input Voltage	100~240	V~
Input AC Frequency	50/60	Hz
Output Voltage	5.0	V \equiv
Output Current	2.0	A
Output Power	10.0	W
Average Active Efficiency	78.8	%
Efficiency at Low Load (10 %)	-	-
No-load Power Consumption	0.10	W

Regulatory Compliance Information



WEEE Information

All products bearing this symbol are waste electrical and electronic equipment (WEEE as in directive 2012/19/EU) which should not be mixed with unsorted household waste. Instead, you should protect human health and the environment by handing over your waste equipment to a designated collection point for the recycling of waste electrical and electronic equipment, appointed by the government or local authorities. Correct disposal and recycling will help prevent potential negative consequences to the environment and human health. Please contact the installer or local authorities for more information about the location as well as terms and conditions of such collection points.

WARRANTY NOTICE

THIS WARRANTY GIVES YOU SPECIFIC RIGHTS, AND YOU MAY HAVE OTHER RIGHTS CONVEYED BY LAWS OF YOUR COUNTRY, PROVINCE OR STATE. INDEED, IN SOME COUNTRIES, PROVINCES OR STATES, CONSUMER LAW MAY IMPOSE A MINIMUM WARRANTY PERIOD. OTHER THAN AS PERMITTED BY LAW, XIAOMI DOES NOT EXCLUDE, LIMIT OR SUSPEND OTHER RIGHTS YOU MAY HAVE. FOR A FULL UNDERSTANDING OF YOUR RIGHTS WE INVITE YOU TO CONSULT THE LAWS OF YOUR COUNTRY, PROVINCE OR STATE.

1. LIMITED PRODUCT WARRANTY

XIAOMI warrants that the Products are free from defects in materials and workmanship under normal use and use in accordance with the respective Product user manual, during the Warranty Period.

The duration and conditions related to the legal warranties are provided by respective local laws. For more information about the consumer warranty benefits, please refer to Xiaomi's official website <https://www.mi.com/en/service/warranty/>.

Xiaomi warrants to the original purchaser that its Xiaomi Product will be free from defects in materials and workmanship under normal use in the period mentioned above.

Xiaomi does not guarantee that the operation of the Product will be uninterrupted or error free.

Xiaomi is not liable for damages arising from non-compliance with the instructions related to the use of the Product.

2. REMEDIES

If a hardware defect is found and a valid claim is received by Xiaomi within the Warranty Period, Xiaomi will either (1) repair the product at no charge, (2) replace the product, or (3) refund the Product, excluding potential shipping costs.

3. HOW TO OBTAIN WARRANTY SERVICE

To obtain warranty service, you must deliver the Product, in its original packaging or similar packaging providing an equal degree of Product protection, to the address

specified by Xiaomi. Except to the extent prohibited by applicable law, Xiaomi may require you to present proofs or proof of purchase and / or comply with registration requirements before receiving warranty service.

4. EXCLUSIONS AND LIMITATIONS

Unless otherwise stipulated by Xiaomi, this Limited Warranty applies only to the Product manufactured by or for Xiaomi and identifiable by the trademarks, trade name or "Xiaomi" or "Mi" logo.

The Limited Warranty does not apply to any (a) Damage due to acts of nature or God, for example, lightning strikes, tornadoes, flood, fire, earthquake or other external causes; (b) Negligence; (c) Commercial use; (d) Alterations or modifications to any part of the Product; (e) Damage caused by use with non-Xiaomi products; (f) Damage caused by accident, abuse or misuse; (g) Damage caused by operating the Product outside the permitted or intended uses described by Xiaomi or with improper voltage or power supply; or (h) Damage caused by service (including upgrades and expansions) performed by anyone who is not a representative of Xiaomi.

It is your responsibility to backup any data, software, or other materials you may have stored or preserved on the product. It is likely that the data, software or other materials in the equipment will be lost or reformatted during the service process, Xiaomi is not responsible for such damage or loss.

No Xiaomi reseller, agent, or employee is authorized to make any modification, extension, or addition to this Limited Warranty. If any term is held to be illegal or unenforceable, the legality or enforceability of the remaining terms shall not be affected or impaired.

Except as prohibited by laws or otherwise promised by Xiaomi, the after-sales services shall be limited to the country or region of the original purchase.

Products which were not duly imported and/or were not duly manufactured by Xiaomi and/or were not duly acquired from Xiaomi or a Xiaomi's official seller are not covered by the present warranties. As per applicable law you may benefit from warranties from the non-official retailer who sold the product. Therefore, Xiaomi invites

you to contact the retailer from whom you purchased the product.

The present warranties do not apply in Hong Kong and Taiwan.

5. IMPLIED WARRANTIES

Except to the extent prohibited by applicable law, all implied warranties (including warranties of merchantability and fitness for a particular purpose) will have a limited duration up to a maximum duration of this limited warranty. Some jurisdictions do not allow limitations on the duration of an implied warranty, so the above limitation will not be applied in these cases.

6. DAMAGE LIMITATION

Except to the extent prohibited by applicable law, Xiaomi shall not be liable for any damages caused by accidents, indirect, special or consequential damages, including but not limited to loss of profits, revenue or data, damages resulting from any breach of express or implied warranty or condition, or under any other legal theory, even if Xiaomi has been informed of the possibility of such damages. Some jurisdictions do not allow the exclusion or limitation of special, indirect, or consequential damages, so the above limitation or exclusion may not apply to you.

7. XIAOMI CONTACTS

For customers, please visit the website: <https://www.mi.com/en/service/warranty/>

The contact person for the after-sale service may be any person in Xiaomi's authorized service network, Xiaomi's authorized distributors or the final vendor who sold the products to you. If in doubt please contact the relevant person as Xiaomi may identify.

For further information, please go to www.mi.com
Manufactured for: Xiaomi Communications Co., Ltd.
Manufactured by: Zhejiang Xingyue Electric Equipment
Co., Ltd. (a Mi Ecosystem company)
Address: South Side, 24 th Floor, Jinpin Build,
Headquarters Center, Yongkang City, Zhejiang Province,
China

Importer:
Beryko s.r.o.
Pod Vinicemi 931/2, 301 00 Plzeň
www.beryko.cz